

Rigid Frame 12,000 GALLON TANK To Fit Your Chassis



KEY TANK DESIGNS

1. New design utilizes curved top for added strength and keeps water level lower in the tank
2. 2 Longitudinal baffles running the full length of the tank tying the front & rear bulkheads together for increased strength
3. 2 Baffles running side to side restricting water flow in the tank for better stability
4. Tank is mounted directly to the frame for lower center of gravity

NEW FOR 2022

All production of tank performed in house for better quality control and efficiency

All bends and breaks along with CNC cutting and processing of baffles and bulkheads etc.

Capacity to produce 6 tanks at one time

Capacity to build water tanks for articulated, on-road and rigid frame trucks

Tank sizes up to 24,000 gallons

Tanks are designed to fit all makes and models of chassis.




2022 NEW ADVANTAGE WATER TANK DESIGN


- 12,000 Gallon Capacity
- 267" Long X 177" Wide X 114" High
- Weight Empty 18,000lbs
- 4 X 3 1/2" Impeller Water Pump
- (5) Rear Tank Mounted Spray Heads
- (2) Tank Mounted Front Spray Heads
- 1.5" Hose Reel Mounted On Rear of Tank
- 50' of 1.5" Hose W/Nozzle
- Interior of Tank Epoxy Coated
- In Cab Operator Station for Independent Controls


OPTIONS


- Electric level gauge with color display
- Elkhart Brass Nitro Cannon W/Manual nozzle
- Electric adjustable nozzle for Elkhart Brass Cannon
- Self Loading system with or without manual primer
- Electric hose reel for easier retraction
- Many more options available.

 502-716-6200 (OFFICE)

 502-741-8308 (Howard Abell Direct)

 502-541-4134 (Fred Fields Direct)

 watertanks@constructionequip.com

 WWW.CONSTRUCTIONEQUIP.COM